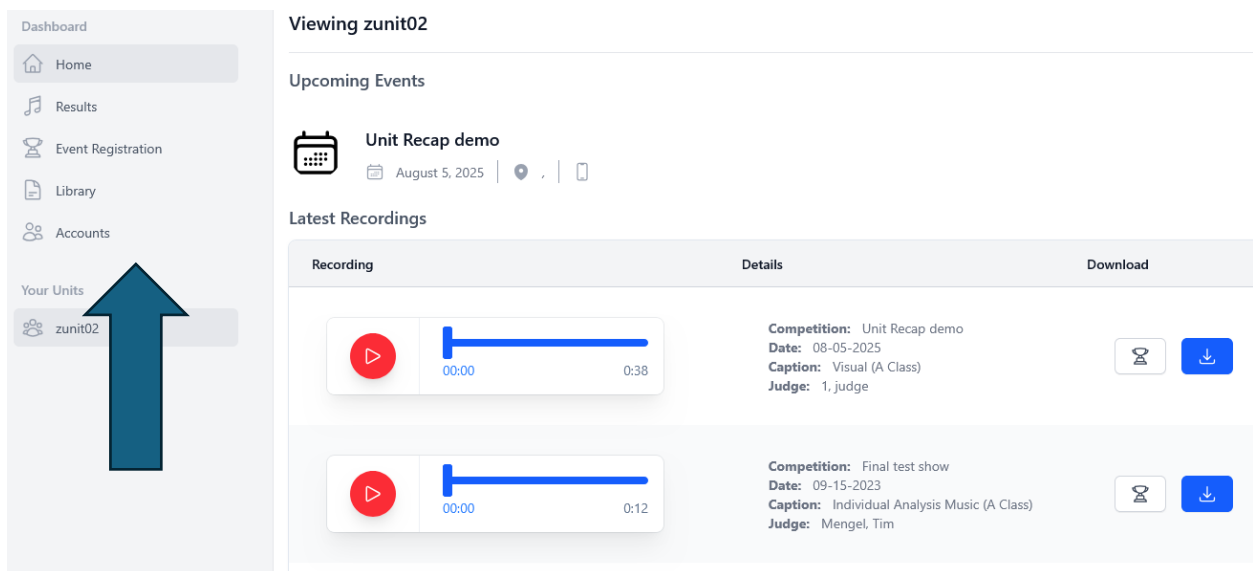










INSTRUCTIONS ON RECEIVING RECAPS

In order for your staff members to access the recap for your show, you need to add them to your account.

First, log into your band's account in Windi.



The screenshot displays the Windi dashboard interface. On the left, a sidebar menu lists various options: Dashboard, Home, Results, Event Registration, Library, Accounts, and Your Units. The 'Accounts' option is highlighted with a blue arrow. The main content area shows the 'Viewing zunit02' page, which includes sections for 'Upcoming Events' (Unit Recap demo) and 'Latest Recordings' (two entries with play buttons and progress bars). The 'Accounts' menu item is the first option in the 'Your Units' section.

Recording	Details	Download
  00:00 0:38	Competition: Unit Recap demo Date: 08-05-2025 Caption: Visual (A Class) Judge: 1, judge	 
  00:00 0:12	Competition: Final test show Date: 09-15-2023 Caption: Individual Analysis Music (A Class) Judge: Mengel, Tim	 


Then, click on Accounts.

Accounts

Manage who can view this Unit's account.



Add User

Email Address	Viewable Units	Actions
vickimengel@verizon.net	Fake HS 1A (1-A) zunit02 (1-A)	



You will see that your e-mail address is there with the list of viewable units, which will include your band. Click on Add User to add the e-mails of the staff members you wish to have access to the recaps. You can add 4 additional staff members onto your account.

New Account

Please provide all information below



Name Vicki Mengel 2

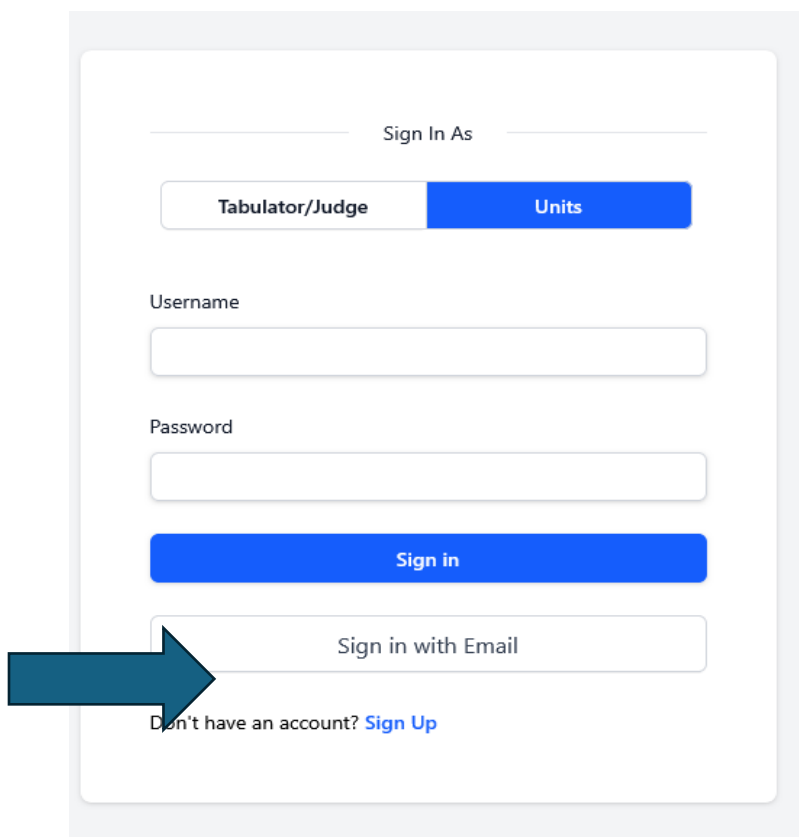
Email senagod@gmail.com

Create Account

 Return Accounts

After entering their name and e-mail address, click Create Account. Their name and e-mail address will then be displayed in the account. If you want to remove someone's access to the recaps, click the Trash icon next to their information.

When the competition is completed and you're ready to head into critique, your staff members need to log into Windi at windi.njatob.org. They will see this screen.



The screenshot shows a login interface for Windi. At the top, there is a "Sign In As" section with two tabs: "Tabulator/Judge" and "Units". Below this are input fields for "Username" and "Password". A blue "Sign in" button is positioned below the password field. Below the "Sign in" button is a button labeled "Sign in with Email", which is highlighted by a large blue arrow pointing from the left. At the bottom of the form, there is a link that says "Don't have an account? [Sign Up](#)".

They must click on Sign in with Email. Next, they will see a screen that looks like this.

Sign In As

Tabulator/Judge

Units

Email Address

senagod@gmail.com

Sign in

Sign in with Username

Don't have an account? [Sign Up](#)

They will then receive this e-mail. Click on Log Into Your Account.

9:17



WINDI @ National Judges A... 9:12 PM

To: senagod@gmail.com >

WINDI Login Link

Hello Vicki Mengel 2,

You requested a login link for Windi.

Click the link below to log in:

[Log in to your account](#)

This link will expire in 15 minutes. If you did not request this link, please ignore this email.

For security reasons, this link can only be used once.

Best regards,
WINDI Team



Tournament of Bands
Bringing Performing Arts To Life





Home



Results



Event Registrat

Viewing zunit02

Upcoming Events



Unit Recap demo



August 5, 2025



Results



Event Registration



View a Different Unit



zunit02



windi.njatob.org



Click on Results.



Windi Units



Home



Results



Event Registrat

Recordings



Unit Recap demo



August 5, 2025



router test



May 16, 2025



printing test



May 15, 2025



Final test show



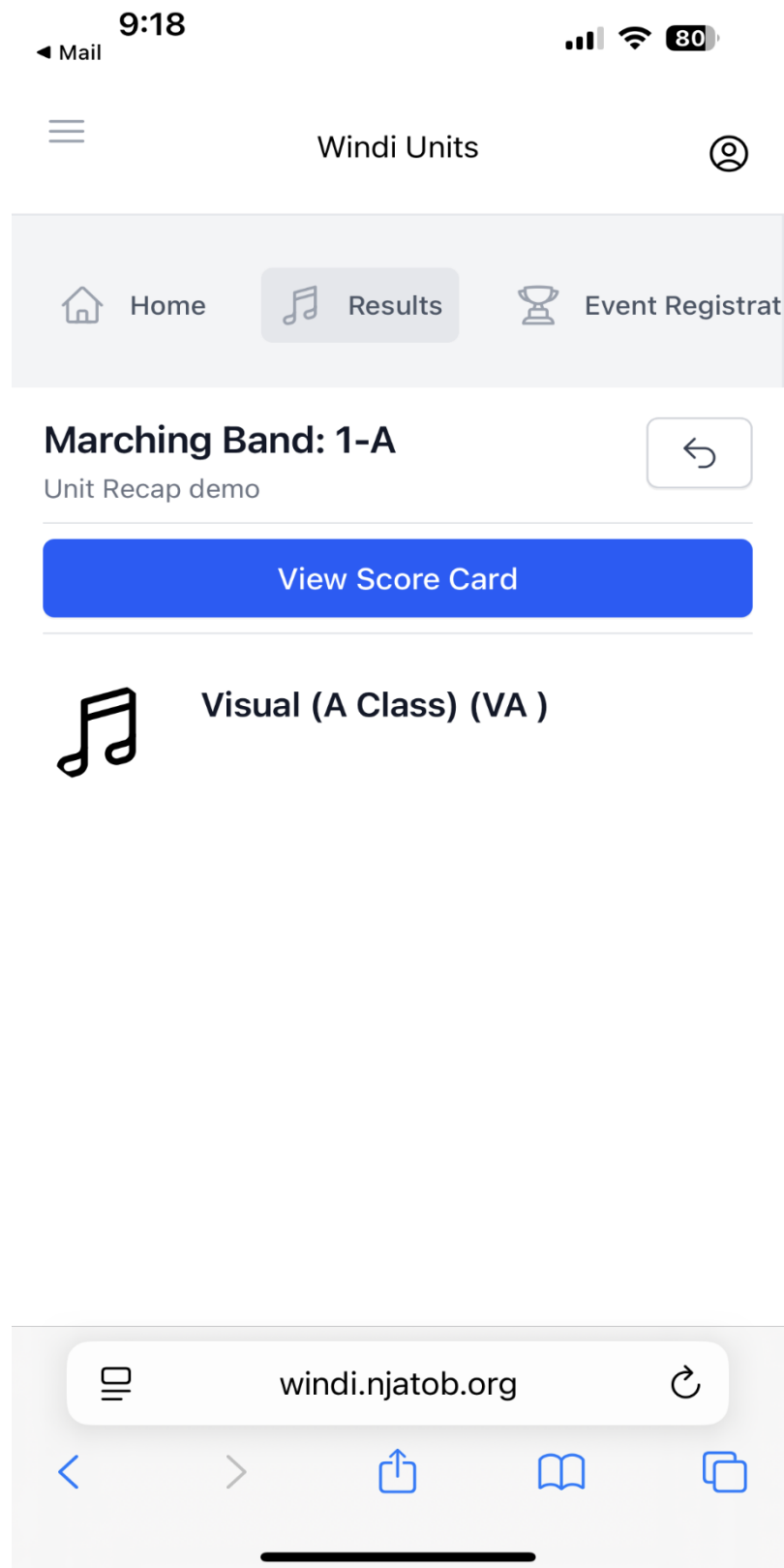
September 15, 2023



windi.njatob.org



Click on the name of the show you're at.



Click on View Score Card. You will then see the recap for your group and class.

9:18

80

Windi Units

Home

Results

Event Registrat

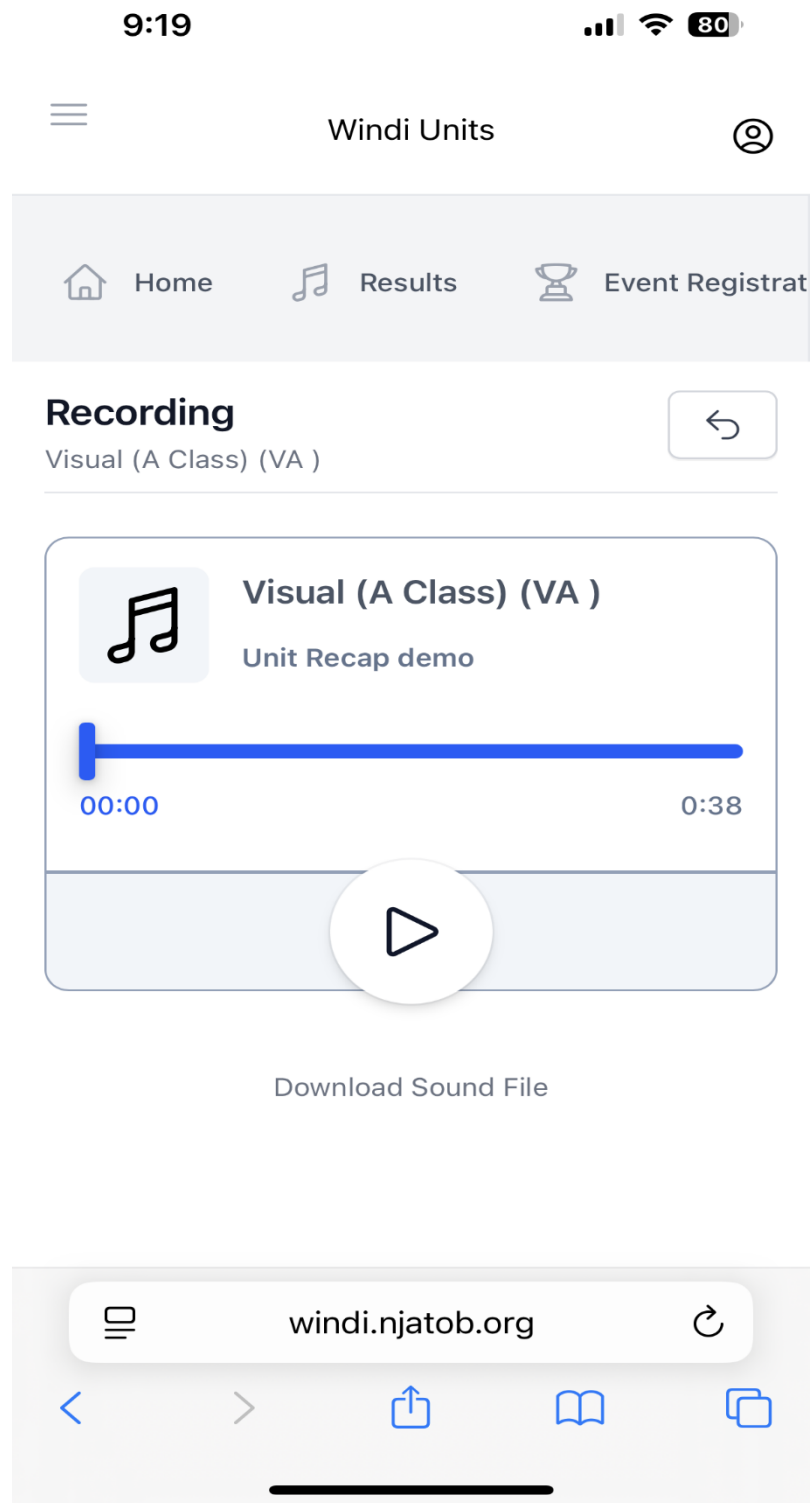
Marching Band: 1-A

Unit Recap demo

	zunit02	zunit01
1, judge	<div>Recordings</div> <div>12.880 2nd</div> <div>67.0 2nd</div> <div>63.0 2nd</div> <div>Edit Score</div>	<div>Recordings</div> <div>17.270 1st</div> <div>87.0 1st</div> <div>86.0 1st</div> <div>Edit Score</div>
2, judge	<div>14.750 2nd</div> <div>77 2nd</div> <div>72 2nd</div> <div>Edit Score</div>	<div>15.080 1st</div> <div>78 1st</div> <div>74 1st</div> <div>Edit Score</div>
3, Judge	<div>12.470 2nd</div> <div>63 2nd</div> <div>62 1st</div> <div>Edit Score</div>	<div>12.690 1st</div> <div>68 1st</div> <div>61 2nd</div> <div>Edit Score</div>

windi.njatob.org

You can also listen to your sound files through this access. On the first image on page 8, if you click on the icons underneath the View Score Card button, you can listen to and download the sound files.



The e-mail link to the recap is only good for 15 minutes. Should you not use the link within 15 minutes of it being sent to you, it will expire and you will have to log into Windi, enter your e-mail address and have another link sent to you.